

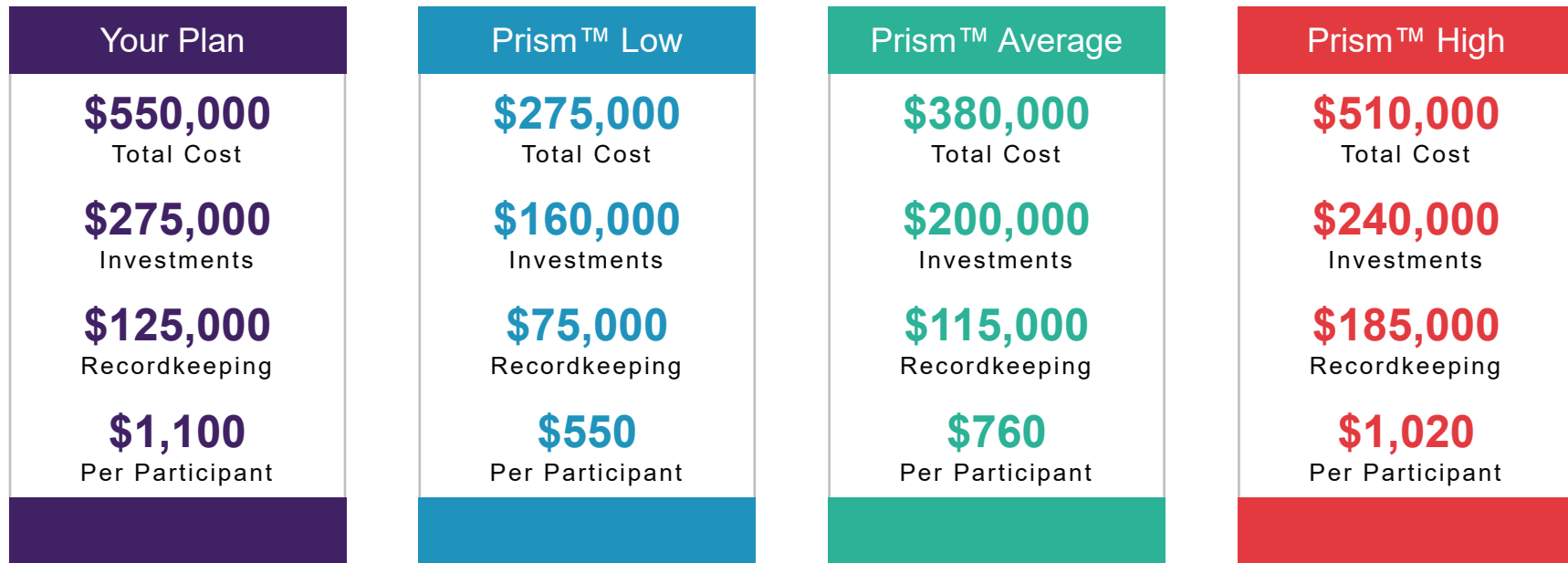
# Prism Fee Benchmarking Analysis

## PLAN INFO

Your Plan: Sample 401k  
 Plan Assets: \$50,000,000  
 Total Participants: 500

## BENCHMARK INFO

Universe: 432  
 Plan Asset Band: \$35,000,000 to \$65,000,000  
 Participant Band: --



Powered By



© PlanFees. All rights reserved. This report and the information contained herein may not be reproduced in whole or in part, or used in any manner, without advanced written permission from PlanFees.

# Prism Fee Benchmarking Analysis

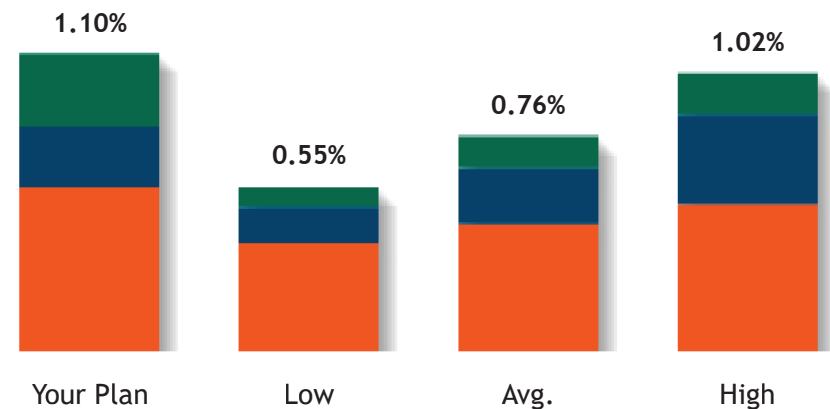
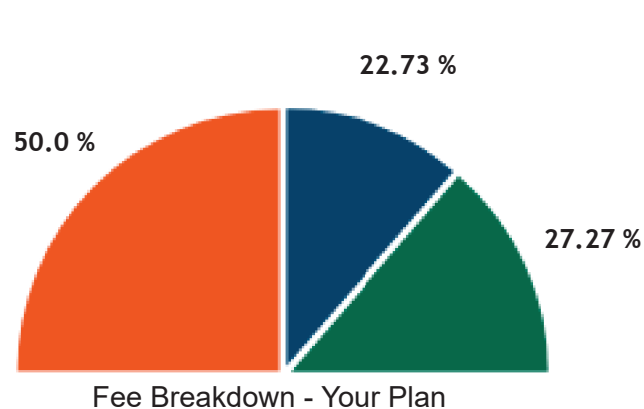
## PLAN INFO

Your Plan: Sample 401k  
 Plan Assets: \$50,000,000  
 Total Participants: 500

## BENCHMARK INFO

Universe: 432  
 Plan Asset Band: \$35,000,000 to \$65,000,000  
 Participant Band: --

Fee Types	Your Plan		Prism™ Low		Prism™ Average		Prism™ High	
Investments	0.55%	\$275,000	0.32%	\$160,000	0.40%	\$200,000	0.48%	\$240,000
Recordkeeping	0.25%	\$125,000	0.15%	\$75,000	0.23%	\$115,000	0.37%	\$185,000
Advisory	0.30%	\$150,000	0.08%	\$40,000	0.13%	\$65,000	0.17%	\$85,000
<b>Total Fees</b>	<b>1.10%</b>	<b>\$550,000</b>	<b>0.55%</b> (-0.55%)	<b>\$275,000</b> (-\$275,000)	<b>0.76%</b> (-0.34%)	<b>\$380,000</b> (-\$170,000)	<b>1.02%</b> (-0.08%)	<b>\$510,000</b> (-\$40,000)
<b>Per Participant</b>	<b>\$1,100</b>		<b>\$550</b>		<b>\$760</b>		<b>\$1,020</b>	



Powered By



© PlanFees. All rights reserved. This report and the information contained herein may not be reproduced in whole or in part, or used in any manner, without advanced written permission from PlanFees.

# Prism Fee Benchmarking Analysis

## PLAN INFO

Your Plan: Sample 401k

Plan Assets: \$50,000,000

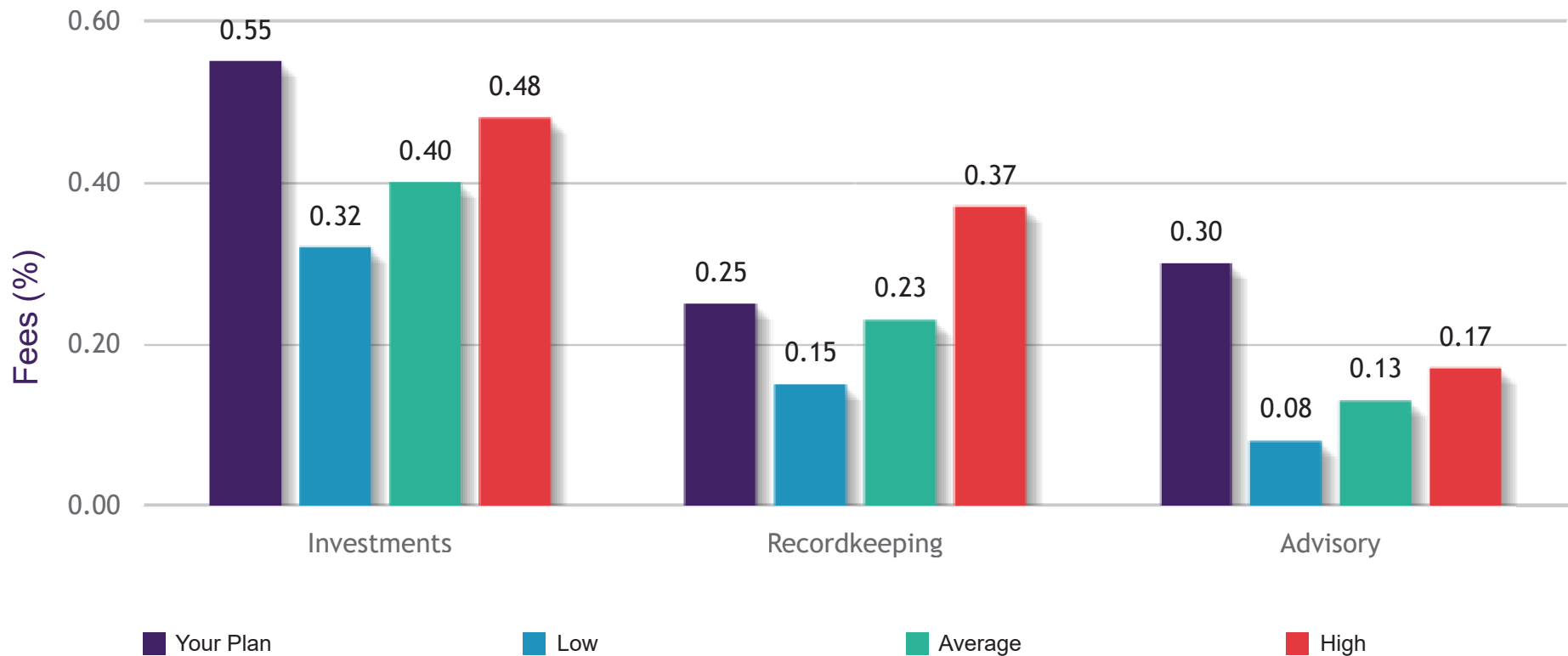
Total Participants: 500

## BENCHMARK INFO

Universe: 432

Plan Asset Band: \$35,000,000 to \$65,000,000

Participant Band: --



Powered By



© PlanFees. All rights reserved. This report and the information contained herein may not be reproduced in whole or in part, or used in any manner, without advanced written permission from PlanFees.

# Prism Fee Benchmarking Analysis

## Disclosure

Any reproduction of this information, in whole or in part, is prohibited. The information contained herein has been prepared solely for informational purposes and is not an offer to buy or sell or a solicitation of an offer to buy or sell any security or to participate in any trading strategy. All data presented herein is unaudited, subject to revision by your advisor and is provided solely as a guide to current expectations. This document is only made available to persons of a kind to who may lawfully be promoted.

This document was produced by and the opinions expressed are those of your advisor as of the date of writing and are subject to change. This research is based on your advisor's proprietary research and analysis of global markets and investing. The information and/or analysis contained in this material have been compiled or arrived at from sources believed to be reliable, however your advisor does not make any representation as their accuracy or completeness and does not accept liability for any loss arising from the use hereof. Some internally generated information may be considered theoretical in nature and is subject to inherent limitations associated therein.

Fee data in this presentation is supplied by the investment advisor/vendor and cannot be guaranteed. The information contained herein: (1) is proprietary to PlanFees, and/or its content providers; (2) may not be copied or distributed; and (3) is not warranted to be accurate, complete or timely. Neither PlanFees nor investment advisor/vendor are responsible for any damages or losses arising from any use of this information. Past performance does not guarantee future results.

© PlanFees. All rights reserved. This report and the information contained herein may not be reproduced in whole or in part, or used in any manner, without advanced written permission from PlanFees.